



PLANT SERVICES

*Providing turn-key
programs for all your
plant service needs*

BUILDING TRUST SINCE 1957

BIERLEIN PLANT SERVICES
ARE HERE TO HELP YOU...

- Increase Efficiency
- Raise Productivity
- Create a Safer Workplace
- Increase Your Competitiveness

HEADQUARTERS

2000 Bay City Road
Midland, Michigan 48642

CONTACT

Phone 800.336.6626
Fax 989.496.0144
Email: info@bierlein.com

www.bierlein.com





BIERLEIN PLANT SERVICES WILL

- Minimize equipment downtime and lost production
- Minimize catastrophic and costly failures
- Improve production capacity and quality
- Maximize return on machine investment
- Increase worker productivity
- Improve product quality

PLANT SERVICES

With our plant services, Bierlein supports your team — or will be your team — by handling all the equipment, labor and onsite management of your facility's custom program. We will help you achieve the ideal balance of people, process, and productivity throughout your facilities or production process. We are dedicated to achieving the highest levels of safety and reliability on your site. Safety and quality are part of our culture, and we invest substantial time in specialized safety training and in building consistent work processes.

OUR PLANT SERVICES INCLUDE:

MILLWRIGHT SERVICES:

- Equipment setting
- Equipment installation
- Equipment repair and maintenance
- Roto-Line precision equipment and pump alignment
- Torquing equipment for precise and high-torque valves, low-clearance tools and rad gun
- Tensioning normal and critical joints
- Gasket replacement
- Blank installation
- Process equipment maintenance
- Pump maintenance
- Packing removal and replacement on various columns and vessels
- Tray removal and replacement on various columns and vessels

RIGGING SERVICES:

- Vessels
- Columns
- Reactors
- Mixers
- Electrical equipment with specialized cart for large and small switchgear
- Boilers
- Evaporators
- Exchangers
- Pumps
- Chillers
- Air compressors
- Cooling towers
- Miscellaneous hand rigging
- Dismantlement

CRANE RENTAL:

- Cranes from 2-tons to 275-tons
- Rough-terrain and all-terrain cranes
- Boom trucks
- Crawler cranes
- Carry deck cranes
- Fork trucks from 2,000 lbs to 120,000 lbs

ENVIRONMENTAL SERVICES:

- Exchanger tube cleaning of all sizes
- HEPA vacuums
- Intrinsically-safe vacuums
- Line jetting
- Power washing
- Water blasting 10K, 20K and 40K
- Wet and dry vacuum trucks
- Sludge pit cleaning
- Column cleaning with roto-jets
- Wide variety of jet trucks, guzzler vac-trucks, tankers, water trucks and pumper trucks
- Asbestos abatement
- Lead abatement
- On staff accredited asbestos inspectors
- Confined space entry and rescue services
- Environmental remedial services
- Ductwork cleaning

QUALITY CONTROL:

- Equipment inspection
- Inventory management
- Nitrogen purge maintenance

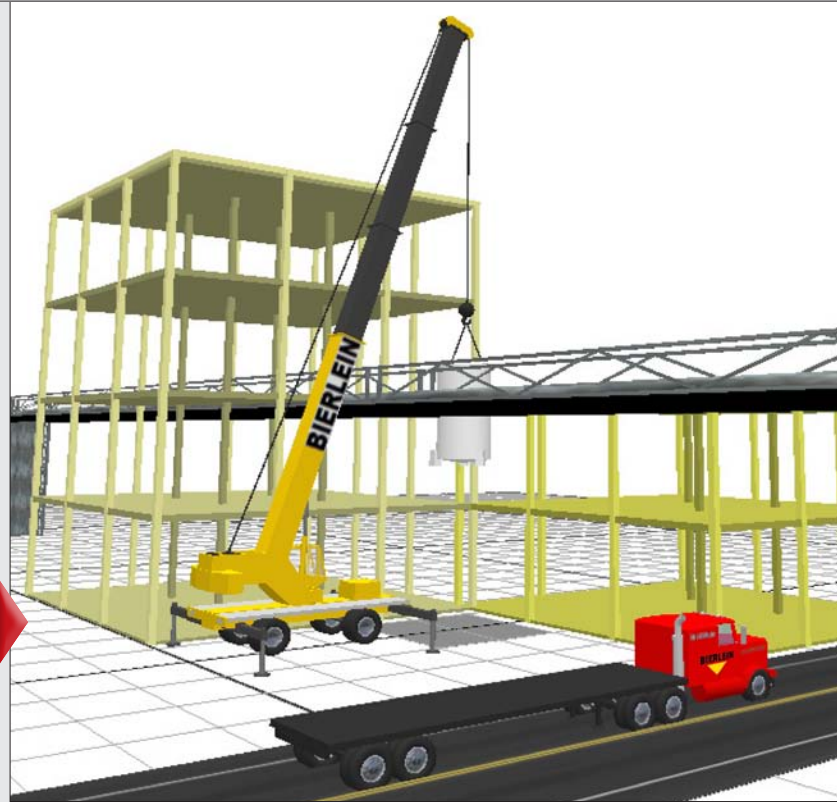
HAULING:

- In-plant or interstate
- Roll off services
- Liquid industrial waste hauling
- Hazardous waste and hazardous materials
- Heavy hauling



QUESTIONS? CALL: 1.800.336.6626 • EMAIL: info@bierlein.com • WEBSITE:

SAMPLE PROJECT PLANS (BELOW): Each project comes with custom 3D lift plans.



PROJECT PLANNING AND PROCEDURE DEVELOPMENT

- Custom 3-D lift planning
- Custom rigging design
- Project safety planning by a Certified Safety Professional, Certified Industrial Hygienist and Certified Hazardous Material Manager

WAREHOUSING:

- 500,000 square feet of secure, heated, dry space
- Warehouse management including inventory, organizing and maintaining facility materials
- Long-term and short-term

EMERGENCY RESPONSE:

- Trained, fit-tested personnel for supplied air, full-face and half-face respirators
- Crews on call 24/7 365 days

DEMOLITION SERVICES:

- Building removal
- Selective demolition
- Pipe removal
- Cold cutting, torch cutting, burning bar cutting
- Chemical vessel removal

SPECIALIZED EQUIPMENT:

- Custom-fitted tarps for transportation
- Custom carts for large or small switchgear transportation

SNOW REMOVAL & SALT SPREADING:

- Parking lots
- Roads
- Sidewalks, walkways, stairways and steps

DAILY CLEAN UP:


- Trash removal
- Cleaning of open structures or enclosed buildings
- Warehouse cleanup / floor sweepers
- Street sweepers for roadways throughout the facility

ASSET RECOVERY

- Used equipment marketing and sales
- Inventory, marketing and sales of facility components

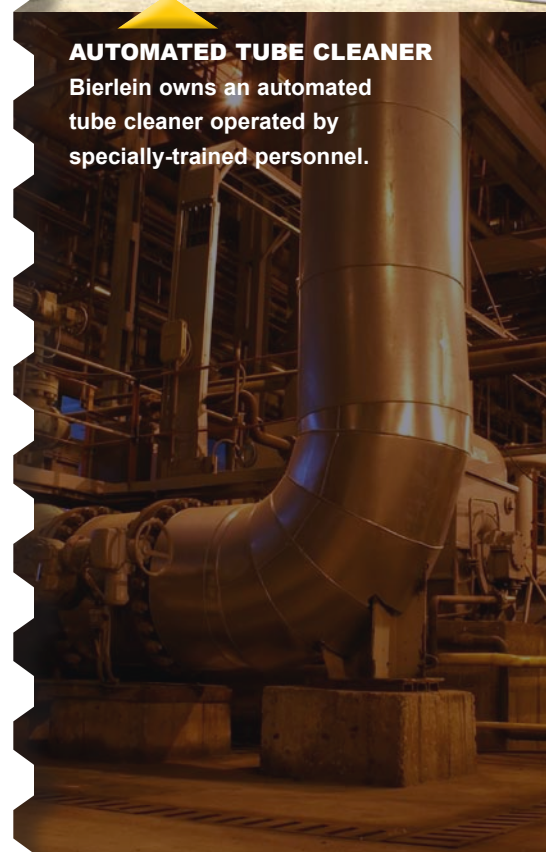
RECYCLING

- Concrete crushing (Bierlein owns three portable crushing facilities)
- Scrap metal
- Wood



AUTOMATED TUBE CLEANER

Bierlein owns an automated tube cleaner operated by specially-trained personnel.



BIERLEIN

2000 Bay City Road • Midland, Michigan 48642
Phone 800.336.6626 • Fax 989.496.0144
Email: info@bierlein.com

www.bierlein.com

| CRANE TYPE | BOOM | JIB |
|--|------------|--------------|
| TRUCK CRANES | | |
| 40 Ton • Grove TMS 500 | 95' | 45' |
| 60 Ton • Grove TMS 760 | 125' | 61' |
| ALL-TERRAIN ROAD CRANES | | |
| 85 Ton Hyd • Grove AT 4085 | 125' | 72' |
| 100 Ton Hyd • Grove AT 4100 | 141' | 43' |
| 120 Ton Hyd • Grove AT 5120 | 167' | 112' |
| 135 Ton Hyd • Grove GMK | 167' | 36 to 59' * |
| 175 Ton Hyd • Grove AT | 223' | 40 to 121' * |
| 275 Ton Hyd • Grove GMK | 223' | 40 to 121' * |
| ROUGH-TERRAIN CRANES | | |
| 14 Ton Hyd • Grove RT 58 | 60' | 0' |
| 15 Ton Hyd • Grove RT 515 | 60' | 20' |
| 30 Ton Hyd • Grove RT 530 | 95' | 45' |
| 30 Ton Hyd • Terex RT 30 | 94' | 43' |
| 40 Ton Hyd • Grove RT 740 | 104' | 32' |
| 55 Ton Hyd • Grove RT 755 | 110' | 56' |
| 55 Ton Hyd • Grove RT 855 | 115' | 60' |
| 60 Ton Hyd • Grove RT 760 | 110' | 56' |
| 65 Ton Hyd • Grove RT 865 | 146' | 88' |
| BRODERSON | | |
| 15 Ton Hyd • IC-200 | 36' | 15' |
| 18 Ton Hyd • IC-250 | 50' | 20' |
| CARRY DECK CRANES | | |
| Broderson & Grove Specialty Cranes from 2 to 10 Ton (14) | 146' | 88' |
| BOOM TRUCKS | | |
| 8 Ton (4) | 48' | 0' |
| 10 Ton (2) | 60' | 0' |
| 15 Ton (4) | 67' | 30' |
| 14 Ton | 63 to 72' | 23 to 40' |
| 17 Ton | 74' | 26 to 44' |
| CRAWLER CRANES | | |
| 30- to 250-Ton Cranes Available | Up to 260' | 60' * |

* = Luffing available

BIERLEIN

ADDITIONAL EQUIPMENT

FORK TRUCKS

3000# up to 120,000# Boom attachments available, rigging, specialty lifts, 4WD (35)

6000# up to 10,000#
Telescopic Booms to 44 Feet (8)


OTHER EQUIPMENT

Crane Mats

Man & Material Baskets

Adjustable Lifting Systems (Spreader Beams)

Machine & Equipment Rollers



**FAMILY OWNED
AND OPERATED
SINCE 1957**



HEADQUARTERS

2000 Bay City Road
Midland, Michigan 48642

CONTACT

Phone 800.336.6626
Fax 989.496.0144
Email: info@bierlein.com

www.bierlein.com

